

# BUILT-IN UNIT OPENING DIMENSIONS

MODEL	OPENING DIMENSIONS			NOTES
	W	D	H	
BIP / BIPRO500	30 3/4" 781 mm	20 5/8" 524 mm	8 7/8" 225 mm	WITHOUT ZERO CLEARANCE LINER
SIDE BURNER	12 3/4" 324 mm	16 1/2" 419 mm	4 1/2" 114 mm	OPENING OF AT LEAST 5 SQ IN MUST BE PROVIDED FOR COMBUSTION AIR FOR SIDE BURNER.



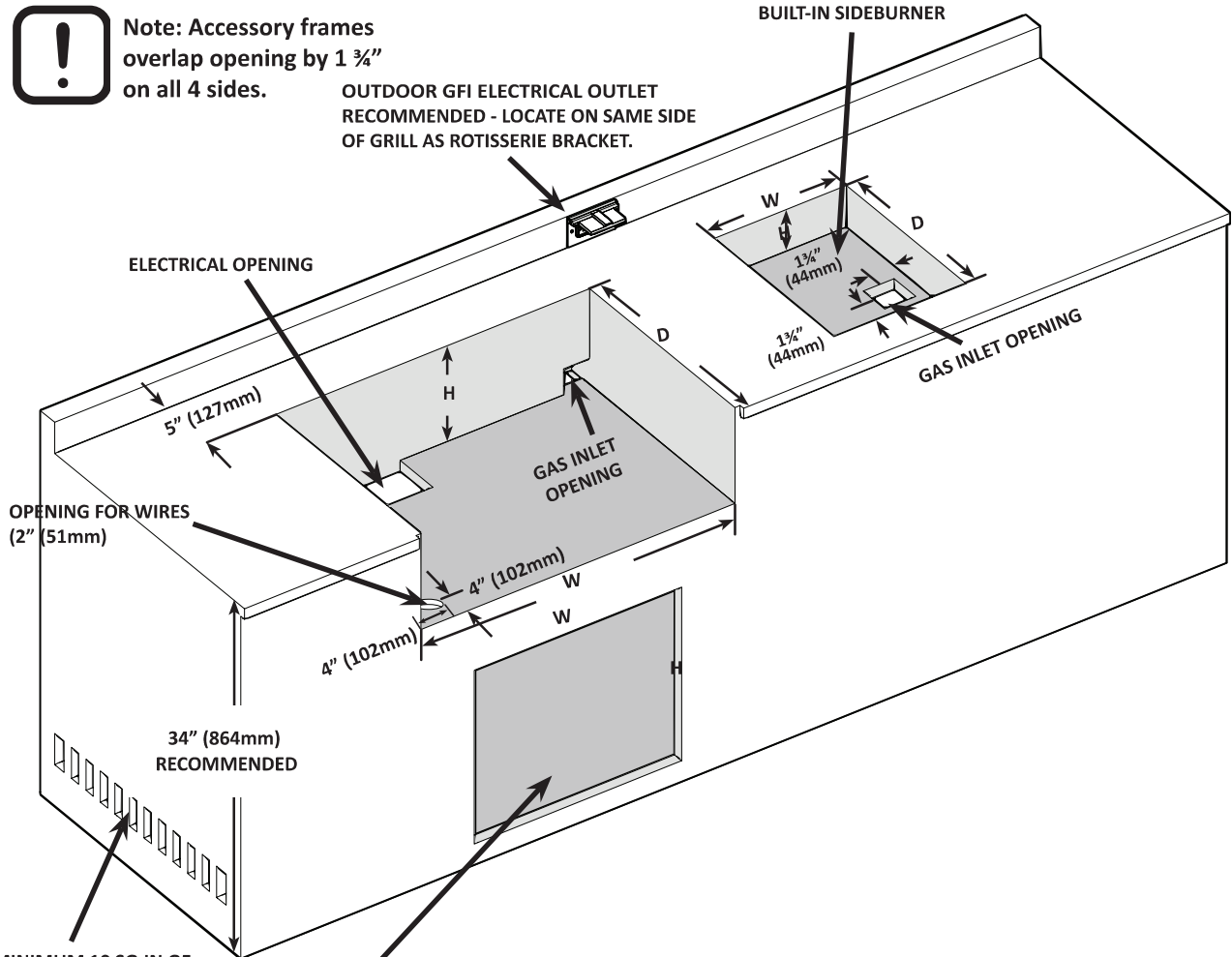
**WARNING!** This grill is designed for installation in a built-in enclosure constructed of combustible materials when installed with zero clearance liner Part No. BI-3323-ZCL and must be installed and serviced by a qualified installer to local codes.

**WARNING! WARNING!** If not installing with the Zero Clearance Liner, use only non-combustible materials (certified to ASTM E-136) when finishing the appliance (e.g. steel studs, cement board, ceramic tile, marble, paint, etcetera). Do not use wood or drywall.

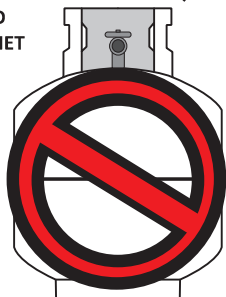


**Note:** Accessory frames overlap opening by 1 3/4" on all 4 sides.

OUTDOOR GFI ELECTRICAL OUTLET RECOMMENDED - LOCATE ON SAME SIDE OF GRILL AS ROTISSERIE BRACKET.



MINIMUM 10 SQ IN OF VENTILATION REQUIRED ON EACH END OF CABINET



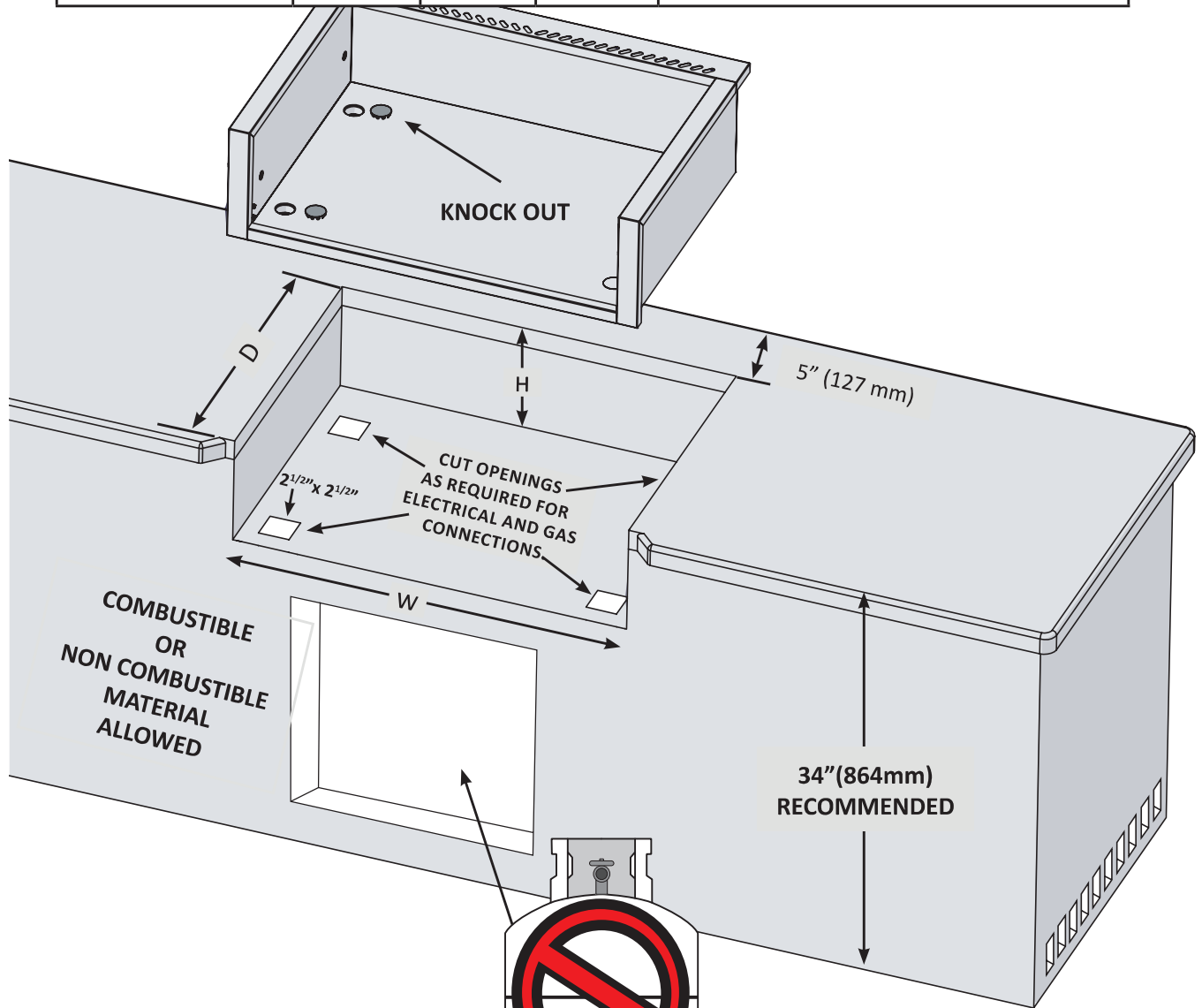
**WARNING!** A propane tank can not be stored below the gas grill.

**WARNING!** CABINET FRAME, CABINET AND COUNTER TOP MUST BE MADE FROM NON-COMBUSTIBLE MATERIAL WHEN NOT INSTALLED WITH THE ZERO CLEARANCE LINER PART NO. BI-3323-ZCL



# BUILT-IN UNIT OPENING DIMENSIONS

MODEL	OPENING DIMENSIONS			NOTES
	W	D	H	
BIP / BIPRO500 WITH ZERO CLEARANCE SHELL BI-3323-ZCL	33" 840 mm	22 9/16" 573 mm	9 1/16" 230 mm	



**WARNING!** A propane tank cannot be stored below the gas grill.